

Power Your Next Breakthrough from Target Validation to Clinical Development with RNAscope™ Professional Assay Services

RNAscope Professional Assay Services provides flexible, scalable multi-omic services to help you achieve your research goals. Whether you are new to RNAscope technology or are a seasoned assay user, we offer expert end-to-end RNAscope services including early access to new RNAscope assay capabilities.

End-to-End RNAscope ISH Assay Services

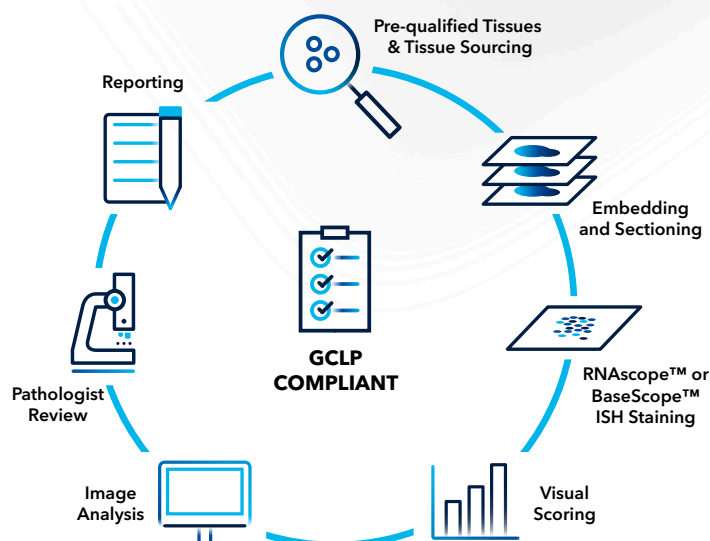


Fig 1. Comprehensive Assay Capabilities. End-to End and à la carte services for tissue sectioning, *in situ* hybridization (ISH) staining (chromogenic and fluorescent readouts), high resolution full slide scanning, scoring, and image analysis performed by an experienced team.

Highlights

- **Trusted Partner** - Seamless execution of projects including discovery, preclinical, clinical, and pilot studies with quality data delivered in a timely manner.
- **Comprehensive** - Complete end-to-end services performed by experienced scientists and analyzed by a board-certified pathologist.
- **Convenient** - Access to pre-qualified tissue banks to source desired tissue types from trusted providers.
- **GCLP Compliant** - Standard operating procedures for sample tracking, data management, and data QC.

Multiple Types of Applications:

Gene Therapy

- Optimization of viral and non-viral delivery
- Visualize antisense oligos (ASOs), siRNAs, and other target RNAs
- Evaluate biodistribution, gene regulation and function, safety and toxicity

Cell Therapy

- Visualize tissue distribution of engineered CAR T, TCR T, and iPSC derived cells
- Quantify transgene expression and cell activation states
- Characterize localized immune repertoire and cytokine expression

Oncology/Immuno-oncology

- Characterize tumor biomarkers and checkpoint markers
- Quantify spatial expression of cytokines and chemokines
- Oncogenic splice variants

Target Validation

- Characterize biomarkers identified from discovery programs
- Evaluate cell and tissue expression profiles

Robust and Reproducible RNAscope Technology

RNAscope is the gold-standard for RNA *in situ* hybridization, delivering industry leading single cell and single molecule resolution. The technology offers unparalleled sensitivity and specificity to visualize the target RNA with morphological context. With RNAscope you can multiplex up to 4 targets and can perform protein co-detection on the same slide.

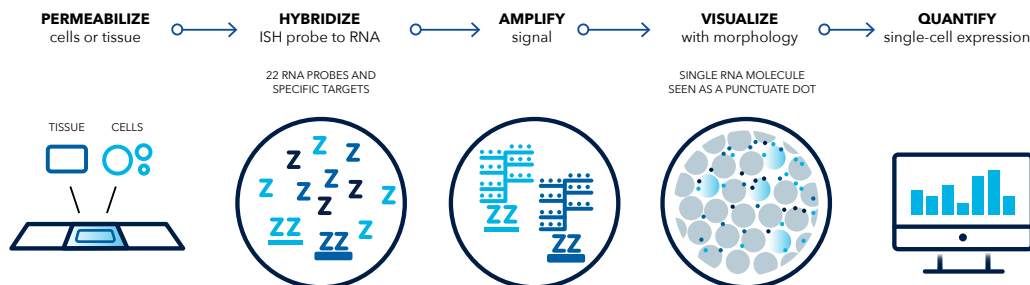


Fig 2. RNAscope Assay Workflow. Tissue sections or cells are permeabilized, hybridized with the double ZZ probes in tandem, followed by signal amplification and detection with a chromogenic or fluorescent readout.

Expert Assay Development and Implementation

You will work with expert PhD-level scientists, board-certified pathologists, and image analysis specialists to design a project plan to meet your research goals. Experts in RNAscope technology will optimize the assay conditions for different sample types to achieve the best performance. Internal controls provide confidence that maximum sensitivity is obtained.



Fig 3. RNAscope Professional Assay Services Workflow. Multiple rounds of optimizations are performed at each step. Quality processes and SOPs ensure reliability and confidence in the results.

Customized Data Analysis

Choose from a comprehensive set of data analysis options to obtain the answers you need.

Semi-Quantitative Visual Scoring

- 0-4 scoring - % expression

Visual H Scoring

- Binned data
- Quantify heterogeneity in marker expression

Pathologist Notes

- Pathologist annotations
- Cell-type or region of interest scoring

Digital Image Analysis

- Cell-by cell data; dot count vs area count; H-Score
- HALO™ AI, spatial analysis modules

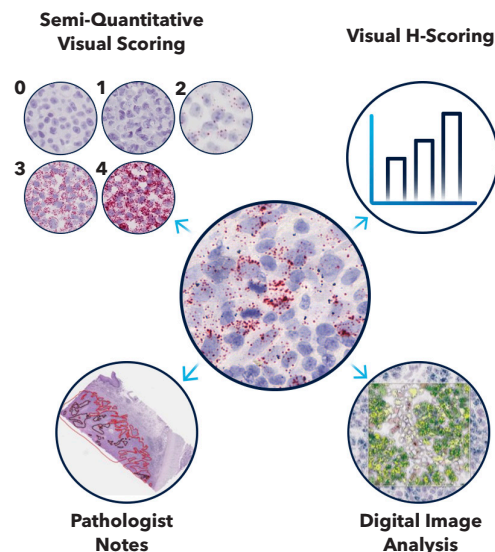


Fig 4. Comprehensive Data Analysis Offering. Choose from a comprehensive set of data analysis options to obtain the answers you need.



Contact us for Free a Project Consultation

Speak to a specialist to get up and running quickly with your next RNAscope project.

Bio-Techne® | R&D Systems™ Novus Biologicals™ Tocris Bioscience™ ProteinSimple™ ACD™ ExosomeDx™ Asuragen®

For Research Use Only. Not for use in diagnostic procedures. Trademarks and registered trademarks are the property of their respective owners.

4878101468_SBD_FL_PAS-Service_TA MK 51-184_Rev A

biotechne® | **ACD**